

# WAVE



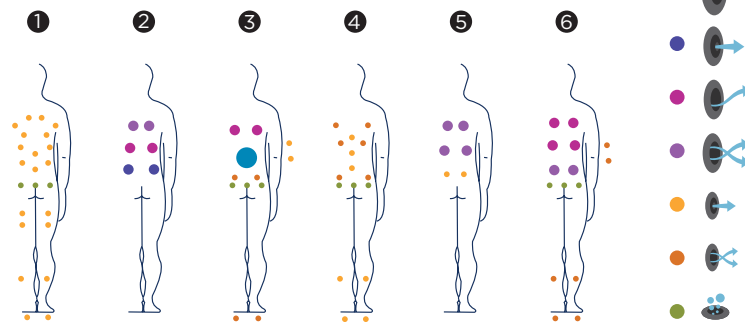
NEW PRODUCT 2016



The Wave model not only has an exclusive exterior design; the Spa's interior has been designed to offer the user maximum mobility, it is smoothly shaped and offers different tub depths. This feature offers the bather countless options inside the Spa: they can sit down, lie down and find their favourite position while enjoying a high-quality massage.

**Positions:** 6

**Measures:** 247 x 247 x 90





ref: 65301

## Technical specifications

Measures ( ±2cm)	247 x 247 x 90
Positions (seats/loungers)	6 (6 / -)
Water capacity (l)	1.180
Weight (empty/full) (kg)	536 / 1.716

Cabinet coating	Solid Surface + Enigma
Without cabinet	Optional
Acrylic colours	44 / 59 / 64 / 27

FEATURES	
Total Massage Points	<b>78</b>
High Pressure Micro-Massage	34
Circular Anti-Stress Massage	32
Relax Impact System Nozzles	12
Stainless Steel Nozzles	•
Headrests	•
Digital Control Panel	•
Ultraviolet Treatment	•
Galvanised Metal Structure	•
ABS Base	•
Energy Saving Cover	•
EcoSpa	•

FINISHES	
Colour Sense	2 LED+24 MiniLED+illuminated accessories
Pure Line Lighting	•
Bluetooth Surround Sound	Optional
Woodermax Cabinet	-
Design Line	-
Aromatherapy	•
Programmable WiFi Touch Panel	Optional
Flexible Massage	Optional ref. 65302


MASSAGE PUMPS	
Water Massage	2 x 2.200 W / 3 HP
Relax Impact Pump	700 W

FILTRATION AND HEATING	
Recirculation pump	250 W
Water heater	3.000 W
Type of filter	Cartridge

POWER SUPPLY	
Power requirement LOW AMP (W)/(A) to 230 V	5.502 W / 23,9 A
Voltage	230 V / 400 V III

### Shell finishes


#### Acrylic colors



44 White



59 Sterling




64 Pearl Shadow



27 Winter Solstice

### Furniture finishes



Solid Surface

### Accessories



*WALNUT step  
(or GRAPHITE model)*



*Aromatherapy kit refills*



*Water care*

According to our policy of constant evolution, we reserve the right to modify the specifications in part or in whole without forewarning.

# WAVE



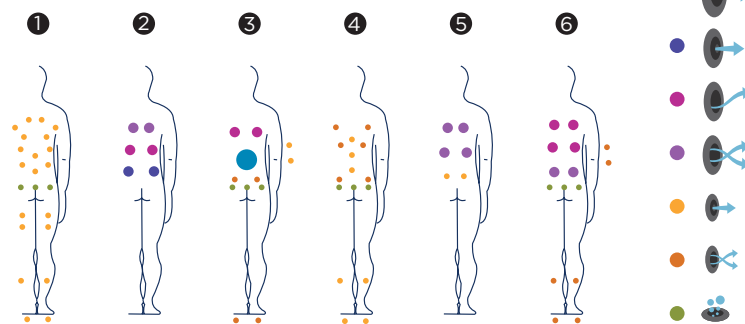
NOUVEAUTÉ 2016



Le modèle Wave ne dispose pas seulement d'un design extérieur unique. La cuve de ce spa est conçue pour offrir à l'utilisateur une grande liberté de mouvement, par la recherche de formes douces et différents niveaux de profondeur. Grâce à cette caractéristique, l'utilisateur dispose d'un panel infini de possibilités à l'intérieur du spa : il peut s'y asseoir, s'allonger ou adopter sa position favorite tout en profitant d'un massage de haute qualité.

**Positions:** 6

**Dimensions:** 247 x 247 x 90



**Caractéristiques techniques**

ref: 65301

Dimensions ( ±2cm)	247 x 247 x 90
Positions (assises / allongées)	6 (6 / -)
Volume Eau (l)	1.180
Poids (vide/plein) (kg)	536 / 1.716

Type de Revêtement Meuble Extérieur	Solid Surface + Enigma
Sans habillage	Option
Couleurs Acryliques	44 / 59 / 64 / 27

PRESTATIONS	
Total Points de Massage	<b>78</b>
Micro Massage Localisé Pressions	34
Massage Rotatif Anti-tension	32
Buses Relax Impact System	12
Jets/Buses Inoxydable	•
Appui-tête	-
Panneau de Commande Numérique	•
Ultraviolet Treatment UV	•
Structure Métal Galvanisé	•
Base ABS	•
Energy Saving Cover	•
EcoSpa	•


DIVERTISSEMENT	
Colour Sense	2 LED + 24 MiniLED + Accessoires éclairés
Pure Line Lighting	•
Surround Bluetooth Audio	Option
Mueble Woodermax	-
Design Line	-
Aromatherapy	•
Touch Panel Programmable Wifi	Option
Flexible Massage	Option ref. 65302

POMPE DE MASSAGE	
Massage d'eau	2 x 2.200 W / 3 CV
Relax Impact Pump	700 W

FILTRATION ET CHAUFFAGE	
Pompe de recirculation	250 W
Chauffage d'eau	3.000 W
Type de filtre	Cartouche

COURANT ÉLECTRIQUE	
Puissance maximale LOW AMP (W) / (A) 230 V	5.502 W / 23,9 A
Tension	230 V / 400 V III


## Matériel des Spas

**Couleurs Acrylique**

44 Blanc



59 Sterling




64 Pearl Shadow



27 Winter Solstice

## Bois des Spas



Solid Surface

## Accessories

*Escalier NOYER  
(ou GRAPHITE modèle)**Kit Recharge Aromathérapie**Kit de désinfection*

Dans le cadre de notre politique d'améliorations constantes, nous nous réservons le droit de modifier/d'amender nos spécifications n'importe quand et sans aucun préavis.

# WAVE



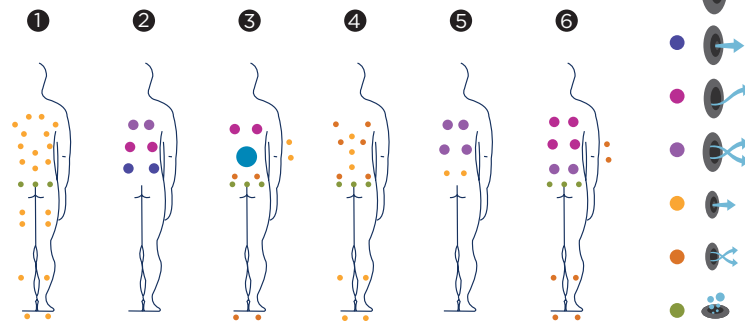
NEUHEITEN 2016



Das Modell Wave verfügt nicht nur außen über ein exklusives Design. Das Innere des Whirlpools wurde so entworfen, dass es den Benutzern ein Höchstmaß an Bewegungsfreiheit lässt. Dabei wurden sanfte Formen und verschiedene Badetiefen gewählt. So haben Badende im Inneren des Whirlpools unzählige Möglichkeiten. Während sie eine hochwertige Massage genießen, können sie sich hinsetzen oder -legen und so die bequemste Position suchen.

**Positionen:** 6

**Dimensionen:** 247 x 247 x 90



**Ausstattung**

ref: 65301

Dimensionen ( ±2cm)	247 x 247 x 90
Positionen (Sitze/Liege)	6 (6 / -)
Wasservolumen (l)	1180
Gewicht (leer/befüllt) (kg)	536 / 1.716

Verkleidungstyp Außenrahmen	Solid Surface + Enigma
Metallrahmen	Option
Acrylfarben*	44 / 59 / 64 / 27


LEISTUNGEN	
Massagepunkte gesamt	<b>78</b>
Örtliche Druck-Mikromassage	34
Kreisende spannungslösende Massage	32
Düsen Relax Impact System	12
Düsen Edelstahl	•
Kopfstützen	-
Digitales Bedienfeld	•
Ultraviolet Treatment UV	•
Verzinkter Metallrahmen	•
ABS-Platte	•
Thermoabdeckung	•
EcoSpa	•

UNTERHALTUNG	
Colour Sense	2 LED+24 MiniLED+Beleuchtungszubehör
Pure Line Lighting	•
Surround Bluetooth Audio	Option
Woodermax Verkleidung	-
Design Line	-
Aromatherapie	•
Programmierbares Touch Panel Wifi	Option
Flexible Massage	Option ref. 65302

MESSAGEPUMPEN	
Wassermassage / Jetpumpe	2 x 2.200 W / 3 HP
Relax Impact Pump / Gebläse	700 W

FILTER UND HEIZUNG	
Silent Pump / Umwälzpumpe	250 W
Wassererhitzer	3.000 W
Filtertyp	Kartuschenfilter


ELEKTRISCHE SPANNUNG	
Leistung Option niedrige Stromstärke(W)/(A)230 V	5.502 W / 23,9 A
Stromspannung	230 V / 400 V III

**Ausführungstyp Becken**

44 Weiß




59 Sterling



64 Pearl Shadow



27 Winter Solstice

**Verkleidungstyp Außenrahmen**

Solid Surface

**Zubehör***Spa-Leiter NUSSBAUM  
(oder Woodermax GRAPHIT)**Kit Aromatherapie Beutel**Wasserpflege-Kit*

Im Rahmen unserer Bemühungen um ständige Verbesserungen behalten wir uns das Recht vor, ohne weitere Bekanntmachungen Änderungen an der Konstruktion und den technischen Daten vorzunehmen.

# WAVE



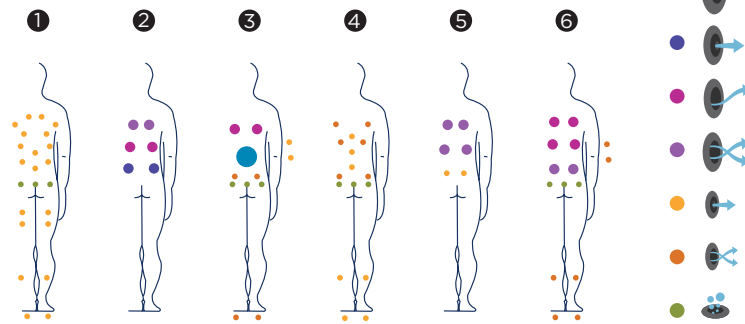
NOVEDAD 2016



El modelo Wave, no sólo dispone de un diseño exclusivo en su exterior; el interior del Spa ha sido diseñado para ofrecer la máxima movilidad del usuario, buscando las formas suaves y ofreciendo diferentes niveles de profundidad de baño. Esta característica permite al bañista disponer de un sinfín de opciones en el interior del Spa: podrá sentarse, tumbarse, buscar su posición preferida, mientras disfruta de un masaje de alta calidad.

**Posiciones:** 6

**Medidas:** 247 x 247 x 90



**Características técnicas**

ref: 65301

Medidas ( ±2cm)	247 x 247 x 90
Posiciones (sentado / tumbado)	6 (6 / -)
Volumen Agua (l)	1.180
Peso (vacío/lleno) (kg)	536 / 1.716

Tipo Revestimiento Mueble Exterior	Solid Surface + Enigma
Sin revestimiento	Opcional
Colores Acrílico	44 / 59 / 64 / 27


PRESTACIONES	
Total Puntos de Masaje	<b>78</b>
Micro Masaje Localizado Presión	34
Masaje Rotativo Antitensión	32
Boquillas Relax Impact System	12
Jets/Boquillas Inoxidable	•
Reposacabezas	-
Panel de Control Digital	•
Ultraviolet Treatment UV	•
Estructura Metálica Galvanizada	•
Base ABS	•
Energy Saving Cover	•
EcoSpa	•

ACABADOS	
Colour Sense	2 LED+24 MiniLED+Accesorios iluminados
Pure Line Lighting	•
Surround Bluetooth Audio	Opcional
Mueble Woodermax	-
Design Line	-
Aromatherapy	•
Touch Panel Programable Wifi	Opcional
Flexible Massage	Opcional ref. 65302

BOMBAS DE MASAJE	
Masaje de agua	2 x 2.200 W / 3 CV
Relax Impact Pump	700 W

FILTRACIÓN Y CALEFACCIÓN	
Bomba de recirculación	250 W
Calentador de agua	3.000 W
Tipo de filtro	Cartucho

CORRIENTE ELÉCTRICA	
Potencia requerida LOW AMP (W) / (A) a 230 V	5.502 W / 23,9 A
Voltaje	230 V / 400 V III

**Acabados Casco**

44 Blanco




59 Sterling



64 Pearl Shadow



27 Winter Solstice

**Acabados Mueble**

Solid Surface

**Accesorios***Escalera NOGAL  
(o modelo GRAFITO)**Kit Recambios Aromatherapy**Kit de desinfección*

Como parte de nuestra política de mejoramiento continuo, nos reservamos el derecho de modificar el diseño y/o especificaciones sin previo aviso.



# WAVE



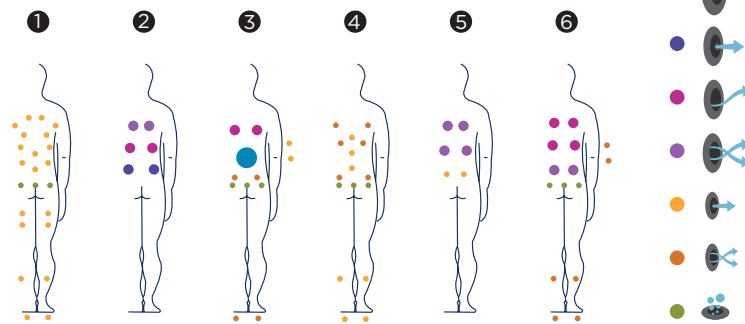
NOVITÀ 2016



L'esclusività del design del modello Wave non si limita alla parte esterna; l'interno della spa è stato infatti progettato per offrire all'utente la massima mobilità, con forme morbide e diverse profondità di immersione. Questa caratteristica permette di disporre di un'infinità di opzioni all'interno della spa: ci si potrà sedere, stendere, cercare la posizione preferita, mentre si gode di un massaggio di alta qualità.

**Posizioni:** 6

**Misure:** 247 x 247 x 90



**Caratteristiche**

ref: 65301

Misure ( ±2 cm)	247 x 247 x 90
Posizioni (seduto / sdraiato)	6 (6 / -)
Volume acqua (l)	1.180
Peso (vuota/piena) (kg)	536 / 1.716

Tipo di rivestimento del mobile esterno	Solid Surface + Enigma
Senza rivestimento	Opzionale
Colori Acrilico*	44 / 59 / 64 / 27


PRESTAZIONI	
Totale punti di massaggio	<b>78</b>
Micro massaggio localizzato a pressione	34
Massaggio rotativo antitensione	32
Bocchette Relax Impact System	12
Jet/Bocchette Inossidabile	•
Poggiatesta	-
Pannello di controllo digitale	•
Ultraviolet Treatment UV	•
Struttura metallica galvanizzata	•
Base ABS	•
Energy Saving Cover	•
EcoSpa	•

FINITURE	
Colour Sense	2 LED+24 MiniLED+Accessori illuminati
Pure Line Lighting	•
Surround Bluetooth Audio	Opzionale
Mobile Woodermax	-
Design Line	-
Aromatherapy	•
Touch Panel Programmabile Wi-Fi	Opzionale
Flexible Massage	Opzionale ref. 65302

POMPE DI MASSAGGIO	
Massaggio ad acqua	2 x 2.200 W / 3 CV
Relax Impact Pump	700 W

FILTRAGGIO E RISCALDAMENTO	
Pompa di ricircolo	250 W
Scaldaacqua	3.000 W
Tipo di filtro	Cartucho


CORRENTE ELETTRICA	
Potenza necessaria LOW AMP (W) / (A) a 230 V	5.502 W / 23,9 A
Tensione	230 V / 400 V III

**Materiale Vasca****Colori superficie acrilica**

44 Bianco




59 Sterling



64 Pearl Shadow



27 Winter Solstice

**Mobile in sintetico**

Solid Surface

**Accessori***Escaletta NOCE  
(o GRAFITE)**Kit ricambi Aromatherapy**Kit di disinfezione*

Fedeli alla nostra politica di continuo miglioramento, ci riserviamo il diritto di modificare il design e/o le specifiche senza preavviso.

# WAVE



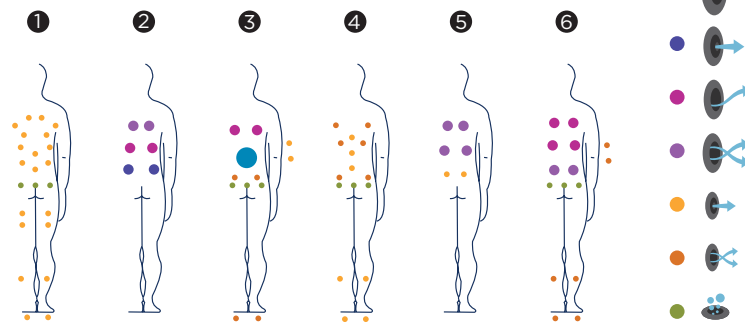
NIEUW PRODUCT 2015



Het Wave model heeft niet alleen een exclusieve buitendesign ; de binnenkant van de Spa is ontworpen om de gebruiker maximale mobiliteit te bieden , deze heeft een comfortabele vorm en biedt verschillende bad dieptes . Deze functie biedt de gebruikers talloze mogelijkheden in de Spa: ze kunnen zitten , liggen en hun favoriete positie vinden, terwijl ze van een hoge kwaliteitsmassage genieten.

**Posities:** 6

**Afmetingen:** 247 x 247 x 90





ref: 65301

## Technische eigenschappen

Afmetingen (± 2 cm)	247 x 247 x 90
Posities (zit-/ligplaatsen)	6 (6 / -)
Watervolume (L)	1.180
Gewicht (leeg/vol) (kg)	536 / 1.716

Coating raamwerk	Solid Surface + Enigma
Zonder raamwerk	Optioneel
Acrylkleuren	44 / 59 / 64 / 27

KENMERKEN	
Aantal massagepunten	<b>78</b>
Micromassage met hoge druk	34
Cirkelvormige anti-stressmassage	32
Relax Impact System-injectoren	12
Roestvrijstalen injectoren	•
Hoofsteunen	-
Digitaal bedieningspaneel	•
Ultraviolet behandeling	•
Structuur in gegalvaniseerd metaal	•
Basis in ABS	•
Energy Saving Cover	•
EcoSpa	•

AFWERKINGEN	
Colour Sense	2 LED+24 MiniLED+Verlichte accessoires
Pure Line Lighting	•
Surround Bluetooth Audio	Optioneel
Woodermax-raamwerk	-
Design Line	-
Aromatherapie	•
Programmeerbaar wifi-aanraakscherm	Optioneel
Flexible Massage	Optioneel ref. 65302


MASSAGEPOMPEN	
Watermassage	2 x 2.200 W / 3 PK
Relax Impact-pomp	700 W

FILTRATIE EN VERWARMING	
Hercirculatiepomp	250 W
Waterboiler	3.000 W
Filtertype	Patroon

INSTALLATIE	
Vereist vermogen LOW AMP (W) / (A) aan 230 V	5.502 W / 23,9 A
Spanning	230 V / 400 V III

### Afwerking


#### Acrylkleuren



44 White



59 Sterling




64 Pearl Shadow



27 Winter Solstice

### Coating raamwerk



Solid Surface

### Accessoires



WALNOOT / GRAPHITE Spatrapje



Aromatherapie-navullingen



Ideale kit voor het reinigen van uw spawater

Overeenkomstig ons beleid van voortdurende ontwikkeling behouden wij ons het recht voor om de specificaties geheel of gedeeltelijk te wijzigen zonder voorafgaande kennisgeving.

# WAVE

AQUAVIA  
SPA

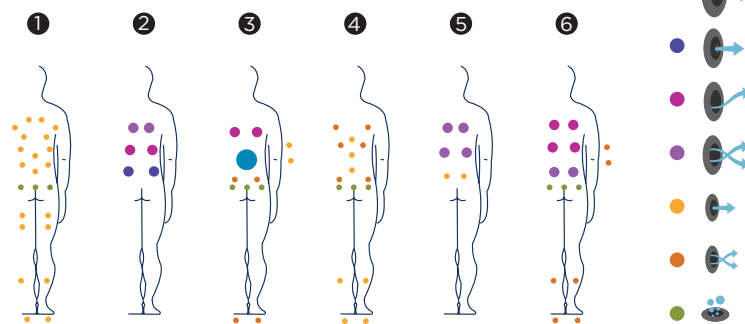
NEW PRODUCT 2016



Tento model Wave má nejen unikátní design na vnější straně, ale uvnitř vany byl navržen tak, aby nabídl maximální mobilitu uživatelů, poskytuje různé tvary a úrovně hloubky vany. Tato funkčnost umožňuje koupajícím nekonečné možnosti. Můžete sedět, ležet, najít si nejlepší polohu a zároveň se těšit z vysoce kvalitní masáže.

Pozice: 6 

Rozměry: 247 x 247 x 90





ref: 65301

## Technická Specifikace

Rozměry ( ±2cm)	247 x 247 x 90
Pozice (sedačky/lehátka)	6 (6 / -)
Vodní Kapacita (l)	1180
Váha (Prázdňá/Plná) (kg)	536 / 1.716

Obložení	Solid Surface + Enigma
Bez obložení	Volitelné
Barva Akrylu	44 / 59 / 64 / 27

VÝBAVA	
Celkový Počet Trysek	<b>78</b>
Přímé Trysky	34
Antistresové Rotační	32
Vzduchové Trysky	12
Nerezové Provedení	•
Opěrky	•
Digitální Ovládací Panel	•
Uv Lampa	•
Pozinkovaná Konstrukce	•
Abs Zpodní Plát	•
Termokryt	•
Ecospa	•

DOPLŇKOVÁ VÝBAVA	
Colour Sense	2 LED + 24 MiniLED + Illuminated accessories
Podsvícení Obložení	•
Bluetooth Surround Systém	Volitelné
Woodermax Obložení	-
Design Line	-
Aromaterapie	•
Wi-Fi Dotykový Panel	Volitelné
Flexible Massage	Volitelné ref. 65302


MASÁŽNÍ ČERPADLA	
Vodní Čerpadlo	2 x 2.200 W / 3 HP
Vzduchové Čerpadlo	700 W

FILTRACE A OHŘEV	
Cirkulační Čerpadlo	250 W
Ohřev	3.000 W
Typ Filtru	Cartridge

ELEKTRICKÉ PŘIPOJENÍ	
Příkon Low Amp (W) / (A) To 230 V	5.502 W / 23,9 A
Napájení	230 V / 400 V III

### Provedení Skořepiny


### Barva Akrylu



44 White



59 Sterling




64 Pearl Shadow



27 Winter Solstice

### Obložení



Solid Surface

### Doplňky



WALNUT / GRAPHITE Schody



Usnadní Zvedání A Manipulaci



Ideální sada pro údržbu vody ve vířivce

Overeenkomstig ons beleid van voortdurende ontwikkeling behouden wij ons het recht voor om de specificaties geheel of gedeeltelijk te wijzigen zonder voorafgaande kennisgeving.