

AQUALIFE 6

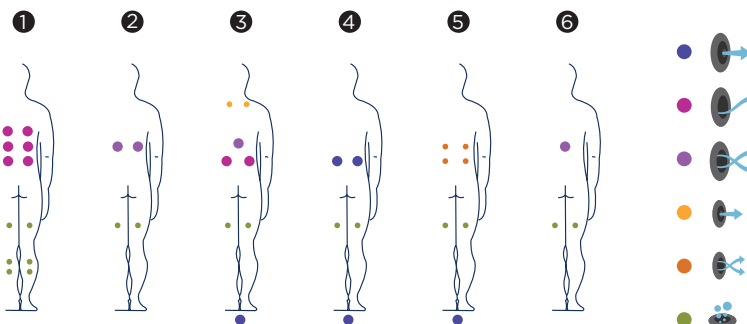


This six-seater spa combines five seats equipped with different types of massage with a fully equipped lounge.

The 21 hydromassage jets are given an extra boost by the 16 air nozzles.

Positions: 6 (5  /1 )

Measures: 216 x 198 x 90





ref. 58903

Technical specifications

Measures (±2cm)	216 x 198 x 90
Positions (seats/loungers)	6 (5 / 1)
Water capacity (l)	980
Weight (empty / full) (kg)	330 / 1.310

Cabinet coating	Graphite / Thunder Woodermax / Walnut Woodermax
Without cabinet	Optional
Acrylic colours	44 / 59 / 72

FEATURES	
Total massage points	37
High pressure micro-massage	2
Circular anti-stress massage	8
Circular drainage massage	8
Reflex foot massage	1
Neck massage	2
Intensive treatment lounger jets	-
Relax Impact System nozzles	16
Waterfall	-
Headrests	3
Digital Control Panel	•
Clean Water System	•
Galvanised metal structure	•
ABS base	•
Energy Saving Cover	•
EcoSpa	Optional

FINISHES	
3 LED spotlights	Optional
Bluetooth Sound	Optional
Stainless steel nozzles	•
Programmable WiFi Touch Panel	Optional


MESSAGE PUMPS	
Water massage	1.800 W / 2,5 HP
Relax Impact Pump	400 W

FILTRATION AND HEATING	
Recirculation pump	250 W
Water heater	3.000 W
Type of filter	Cartridge

POWER SUPPLY	
Power requirement LOW AMP (W) / (A) to 230 V	3.261 W / 14,2 A
Voltage	230 V / 400 V III

Shell finishes

Acrylic colors



44 White



59 Sterling




72 Pearl Cameo

Furniture finishes



Graphite



Thunder



Walnut

Accessories



Woodermax *GRAPHITE* step
(or *BASIC* model)



*Ideal accessory for taking off the spa cover
without any effort at all.*



Water care

According to our policy of constant evolution, we reserve the right to modify the specifications in part or in whole without forewarning.

AQUALIFE 6

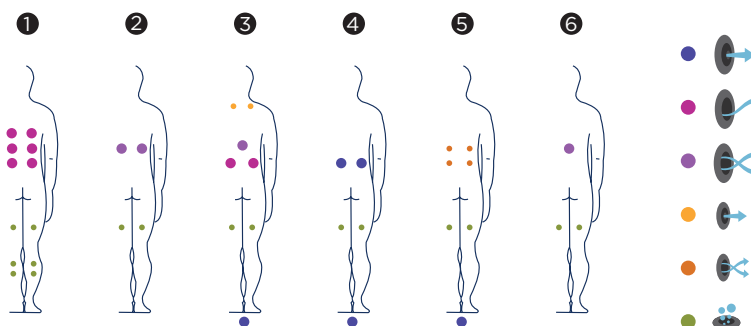


Ce Spa à 6 places combine cinq places assises offrant différents types de massage, avec une position allongée totalement équipée.

Les 21 jets d'hydromassage sont complétés par 16 buses soufflantes.

Positions: 6 (5 /1)

Dimensions: 216 x 198 x 90



Caractéristiques techniques

ref: 58903

Dimensions (±2cm)	216 x 198 x 90
Positions (assises / allongées)	6 (5 / 1)
Volume Eau (l)	980
Poids (vide / plein) (kg)	330 / 1.310

Type de Revêtement Meuble Extérieur	Graphite / Chêne blanchi Woodermax / Noyer Woodermax
Sans habillage	Option
Couleurs Acrylique	44 / 59 / 72

PRESTATIONS	
Total Points de Massage	37
Micro Massage Localisé Pression	2
Massage Rotatif Anti-tension	8
Massage Rotatif Drainage	8
Massage Pieds Reflexo	1
Massage Cervical	2
Jets Chaise-Longue Intensive Treatment	-
Buses Relax Impact System	16
Cascades Eau	-
Appuie-tête	3
Panneau de Commande Numérique	•
Clean Water System	•
Structure Métal Galvanisé	•
Base ABS	•
Energy Saving Cover	•
EcoSpa	Option


FINITIONS	
3 Ampoules LED	Option
Bluetooth Audio	Option
Buses Inoxydable	•
Touch Panel Programmable Wifi	Option

POMPES DE MASSAGE	
Massage d'Eau	1.800 W / 2,5 CV
Relax Impact Pump	400 W

FILTRATION ET CHAUFFAGE	
Pompe de recirculation	250 W
Chauffage d'eau	3.000 W
Type de filtre	Cartouche

COURANT ÉLECTRIQUE	
Puissance maximale LOW AMP (W) / (A) 230 V	3.261 W / 14,2 A
Tension	230 V / 400 V III

Matériel des Spas

Couleurs Acrylique

44 Blanc



59 Sterling




72 Pearl Cameo

Bois des Spas



Graphite



Chêne blanchi



Noyer

Accessories

*Woodermax GRAPHITE escalier spa
(ou BASIC modèle)**Accessoire idéal pour ramasser en toute
commodité la couverture de votre Spa.**Kit de désinfection*

Dans le cadre de notre politique d'améliorations constantes, nous nous réservons le droit de modifier/d'amender nos spécifications n'importe quand et sans aucun préavis.

AQUALIFE 6

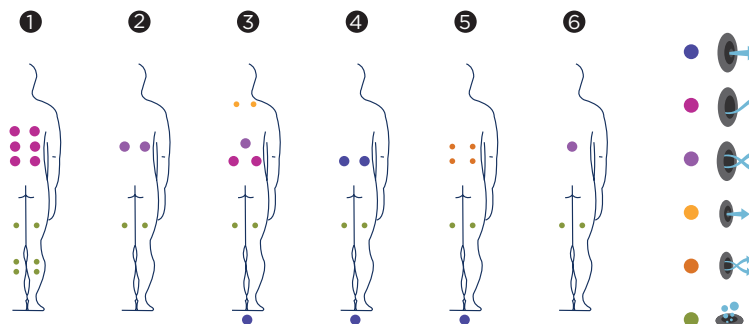


Dieser Spa für insgesamt 6 Personen kombiniert 5 Sitze mit verschiedenen Massagetypen mit einer voll ausgestatteten Liege.

Die 21 Hydromassagejets werden durch die 16 Luftinjektoren ergänzt.

Positionen: 6 (5 / 1)

Dimensionen: 216 x 198 x 90



Ausstattung



ref. 58903

Dimensionen (±2cm)	216 x 198 x 90
Positionen (Sitze/Liege)	6 (5 / 1)
Wasservolumen (l)	980
Gewicht (leer/befüllt) (kg)	330 / 1.310

Verkleidungstyp Außenrahmen	Graphit / Thunder Woodermax / Nussbaum Woodermax
Metallrahmen	Option
Acrylfarben	44 / 59 / 72

LEISTUNGEN	
Massagepunkte gesamt	37
Örtliche Druck-Mikromassage	2
Kreisende spannungslösende Massage	8
Kreisende Drainage-Massage	8
Fußreflexmassage	1
Halswirbelmassage	2
Jets Liege intensive Behandlung	-
Düsen Relax Impact System	16
Wasserfälle	-
Kopfstützen	3
Digitales Bedienfeld	•
Clean Water System	•
Verzinkter Metallrahmen	•
ABS-Platte	•
Thermoabdeckung	•
EcoSpa	Option

AUSFÜHRUNGEN	
3 LED-Strahler	Option
Bluetooth Audio	Option
Düsen Edelstahl	•
Programmierbares Touch Panel Wifi	Option


MESSAGEPUMPEN	
Wassermassage / Jetpumpe	1.800 W / 2,5 HP
Relax Impact Pump / Gebläse	400 W

FILTER UND HEIZUNG	
Silent Pump / Umwälzpumpe	250 W
Wassrerhitzer	3.000 W
Filtertyp	Kartuschenfilter

ELEKTRISCHE SPANNUNG	
Leistung Option niedrige Stromstärke (W) / (A) 230 V	3.261 W / 14,2 A
Stromspannung	230 V / 400 V III

Ausführungstyp Becken


Acrylfarben



44 Weiß



59 Sterling



72 Pearl Cameo

Verkleidungstyp Außenrahmen



Graphit



Thunder



Nussbaum

Zubehör



Woodermax GRAPHITE Spa-Leiter
(oder BASIC modelle)



Ideales Zubehör zum bequemen Abnehmen
der Spa-Abdeckung



Wasserpflege-Kit

Im Rahmen unserer Bemühungen um ständige Verbesserungen behalten wir uns das Recht vor, ohne weitere Bekanntmachungen Änderungen an der Konstruktion und den technischen Daten vorzunehmen.

AQUALIFE 6

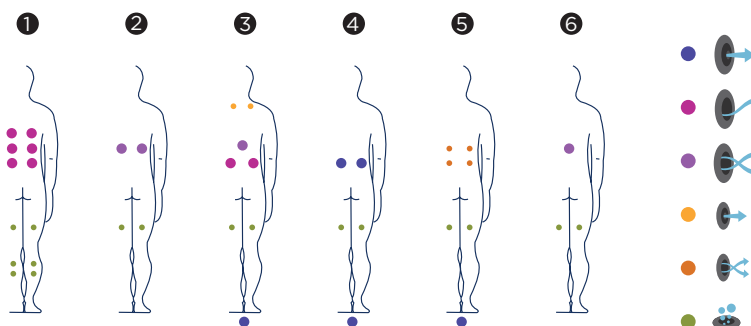


Este spa de 6 plazas, combina 5 asientos equipados con diferentes tipos de masaje, con una tumbona totalmente equipada.

Los 21 jets de hidromasaje, se complementan con los 16 inyectores de aire.

Posiciones: 6 (5 /1)

Medidas: 216 x 198 x 90



Características técnicas

ref. 58903

Medidas (±2cm)	216 x 198 x 90
Posiciones (sentado / tumbado)	6 (5 / 1)
Volumen Agua (l)	980
Peso (vacío / lleno) (kg)	330 / 1.310

Tipo Revestimiento Mueble Exterior	Grafito / Thunder Woodermax / Nogal Woodermax
Sin revestimiento	Opcional
Colores Acrílico	44 / 59 / 72 / 27

PRESTACIONES	
Total Puntos de Masaje	37
Micro Masaje Localizado Presión	2
Masaje Rotativo Antitensión	8
Masaje Rotativo Drenaje	8
Masaje Pies Reflexo	1
Masaje Cervical	2
Jets Tumbona Intensive Treatment	-
Boquillas Relax Impact System	16
Cascadas Agua	-
Reposacabezas	3
Panel de Control Digital	•
Clean Water System	•
Estructura Metálica Galvanizada	•
Base ABS	•
Energy Saving Cover	•
EcoSpa	Opcional


ACABADOS	
3 Focos LED	Opcional
Bluetooth Audio	Opcional
Boquillas Inoxidable	•
Touch Panel Programable Wifi	Opcional

BOMBAS DE MASAJE	
Masaje de agua	1.800 W / 2,5 CV
Relax Impact Pump	400 W

FILTRACIÓN Y CALEFACCIÓN	
Bomba de recirculación	250 W
Calentador de agua	3.000 W
Tipo de filtro	Cartucho

CORRIENTE ELÉCTRICA	
Potencia requerida LOW AMP (W) / (A) a 230 V	3.261 W / 14,2 A
Voltaje	230 V / 400 V III


Acabados Casco

Colores Acrílico

44 Blanco



59 Sterling




72 Perla Cameo

Acabados Mueble



Grafito



Thunder



Nogal

AQUAVIA
S P A

Accesorios


*Escalera Woodermax GRAFITO
(o modelo BASIC)*

*Accesorio ideal para recoger de
forma cómoda la cubierta del spa*

Kit de desinfección


Como parte de nuestra política de mejoramiento continuo, nos reservamos el derecho de modificar el diseño y/o especificaciones sin previo aviso.

AQUALIFE 6

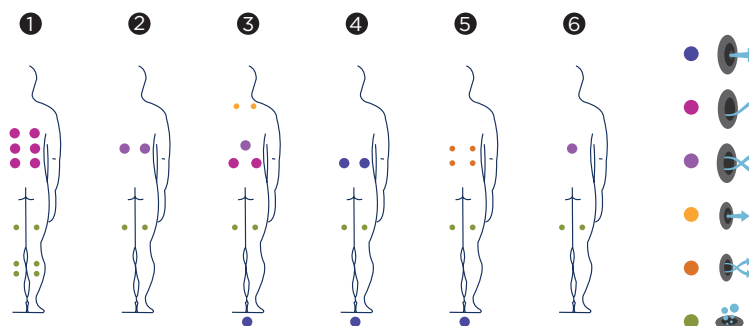


Questa spa a 6 posti, combina 5 sedili equipaggiati con differenti tipi di massaggio, con un lettino totalmente equipaggiato.

I 21 jet di idromassaggio sono completati da 16 iniettori d'aria.

Posizioni: 6 (5  /1 )

Misure: 216 x 198 x 90





ref. 58903

Caratteristiche

Misure (±2 cm)	216 x 198 x 90
Posizioni (seduto / sdraiato)	6 (5 / 1)
Volume acqua (l)	980
Peso (vuota/piena) (kg)	330 / 1.310

Tipo di rivestimento del mobile esterno	Grafite / Thunder Woodermax / Nogal Woodermax
Senza rivestimento	Opzionale
Colori Acrilico	44 / 59 / 72

PRESTAZIONI	
Totale punti di massaggio	37
Micro massaggio localizzato a pressione	2
Massaggio rotativo antitensione	8
Massaggio rotativo drenante	8
Massaggio ai piedi Reflexo	1
Massaggio cervicale	2
Jet lettino Intensive Treatment	-
Bocchette Relax Impact System	16
Cascate d'acqua	-
Poggiatesta	3
Pannello di controllo digitale	•
Clean Water System	•
Struttura metallica galvanizzata	•
Base ABS	•
Energy Saving Cover	•
EcoSpa	Opzionale

FINITURE	
3 luci LED	Opzionale
Bluetooth Audio	Opzionale
Bocchette Inossidabile	•
Touch Panel Programmabile Wi-Fi	Opzionale


POMPE DI MASSAGGIO	
Massaggio ad acqua	1.800 W / 2,5 CV
Relax Impact Pump	400 W

FILTRAGGIO E RISCALDAMENTO	
Pompa di ricircolo	250 W
Scaldacqua	3.000 W
Tipo di filtro	Cartuccia

CORRENTE ELETTRICA	
Potenza necessaria LOW AMP (W) / (A) a 230 V	3.261 W / 14,2 A
Tensione	230 V / 400 V III

Materiale Vasca


Colori superficie acrilica



44 Bianco



59 Sterling




72 Perla Cameo

Mobile in sintetico



Grafite



Thunder



Noce

Accessori



*Escaletta Woodermax **GRAFITE**
(o **BASIC**)*



Copertura con supporto metalico



Kit di disinfezione

Fedeli alla nostra politica di continuo miglioramento, ci riserviamo il diritto di modificare il design e/o le specifiche senza preavviso.

AQUALIFE 6

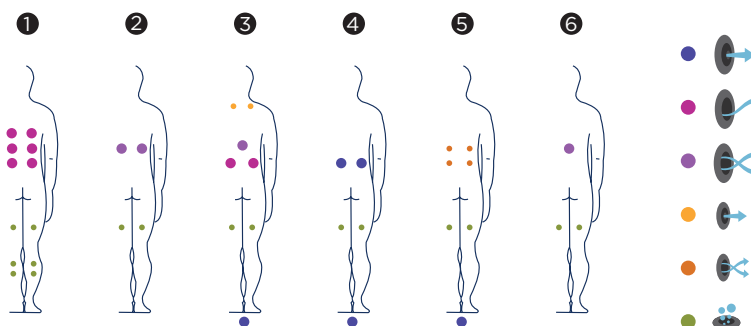


Deze spa voor zes personen heeft vijf zitplaatsen met verschillende types massages en een volledig uitgeruste ligplaats.

De 21 hydromassagejets krijgen een extra boost van de 16 luchtinjectoren.

Posities: 6 (5 / 1)

Afmetingen: 216 x 198 x 90



Technische eigenschappen

ref. 58903

Afmetingen (± 2 cm)	216 x 198 x 90
Posities (zit-/ligplaatsen)	6 (5 / 1)
Watervolume (L)	980
Gewicht (leeg/vol) (kg)	330 / 1.310

Coating raamwerk	Grafiet / Thunder Woodermax / Walnoot Woodermax
Zonder raamwerk	Optioneel
Acrylkleuren	44 / 59 / 72

KENMERKEN	
Micromassage met hoge druk	37
Micromassage met hoge druk	2
Cirkelvormige anti-stressmassage	8
Cirkelvormige drainagemassage	8
Voetreflexmassage	1
Nekmassage	2
Ligplaatsjets voor intensieve behandeling	-
Relax Impact System-injectoren	16
Waterval	-
Hoofsteunen	3
Digitaal bedieningspaneel	•
Clean Water-systeem	•
Structuur in gegalvaniseerd metaal	•
Basis in ABS	•
Energy Saving Cover	•
EcoSpa	Optioneel


AFWERKINGEN	
3 LED-spotlights	Optioneel
Audio Bluetooth	Optioneel
Roestvrijstalen injectoren	•
Programmeerbaar wifi-aanraakscherm	Optioneel

MASSAGEPOMPEN	
Watermassage	1.800 W / 2,5 PK
Relax Impact-pomp	400 W

FILTRATIE EN VERWARMING	
Hercirculatiepomp	250 W
Waterboiler	3.000 W
Filtertype	Patroon

STROOMTOEVOER	
Vereist vermogen LOW AMP (W) / (A) aan 230 V	3.261 W / 14,2 A
Spanning	230 V / 400 V III


Afwerking

Acrylkleuren

44 White



59 Sterling




72 Pearl Cameo

Coating raamwerk



Grafiet



Thunder



Walnoot

AQUA VIA
S P A

Accessoires

*GRAPHITE Spatrapje**Easy-off Spa Cover Lifter**Ideale kit voor het reinigen van uw spawater*

Overeenkomstig ons beleid van voortdurende ontwikkeling behouden wij ons het recht voor om de specificaties geheel of gedeeltelijk te wijzigen zonder voorafgaande kennisgeving.

AQUALIFE 6

AQUAVIA
SPA

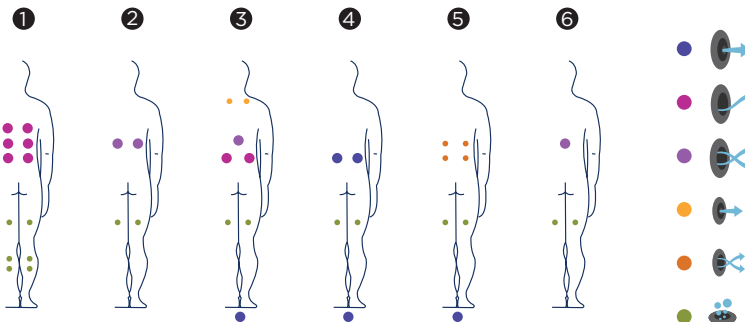


Deze spa voor zes personen heeft vijf zitplaatsen met verschillende types massages en een volledig uitgeruste ligplaats.

De 21 hydromassagejets krijgen een extra boost van de 16 luchtinjectoren.

Posities: 6 (5  / 1 )

Afmetingen: 216 x 198 x 90





ref: 58903

Technická Specifikace

Rozměry (±2cm)	216 x 198 x 90
Pozice (sedačky/lehátka)	6 (5 / 1)
Vodní Kapacita (l)	980
Váha (Prázdňá/Plná) (kg)	330 / 1.310

Obložení	Graphite / Thunder Woodermax / Walnut Woodermax
Bez obložení	Volitelné
Barva Akrylu	44 / 59 / 72

VÝBAVA	
Celkový Počet Trysek	37
Přímé Trysky	2
Antistresové Rotační	8
Rotační trysky	8
Trysky pro masáž nohou	1
Křční trysky	2
Lehátkové trysky	-
Vzduchové trysky	16
Vodopád	-
Opěrky	3
Digitální Ovládací Panel	•
Ozonátor	•
Pozinkovaná Konstrukce	•
Abs Zpodní Plát	•
Termokryt	•
EcoSpa	Volitelné

FINISHES	
3 Led Osvětlení	Volitelné
Bluetooth Audio	Volitelné
Nerezové Provedení	•
Wi-Fi Dotykový Panel	Volitelné


MASÁŽNÍ ČERPADLA	
Vodní Čerpadlo	1.800 W / 2,5 HP
Vzduchové Čerpadlo	400 W

FILTRACE A OHŘEV	
Cirkulační Čerpadlo	250 W
Ohřev	3.000 W
Typ Filtru	Cartridge

ELEKTRICKÉ PŘIPOJENÍ	
Příkon Low Amp (W) / (A) To 230 V	3.261 W / 14,2 A
Napájení	230 V / 400 V III

Provedení Skořepiny


Barva Akrylu



44 White



59 Sterling




72 Pearl Cameo

Obložení



Graphite



Thunder



Walnut

AQUA VIA

S P A

Doplňky



GRAPHITE Schody



Usnadní Zvedání A Manipulaci



Ideální sada pro údržbu vody ve vířivce

Overeenkomstig ons beleid van voortdurende ontwikkeling behouden wij ons het recht voor om de specificaties geheel of gedeeltelijk te wijzigen zonder voorafgaande kennisgeving.